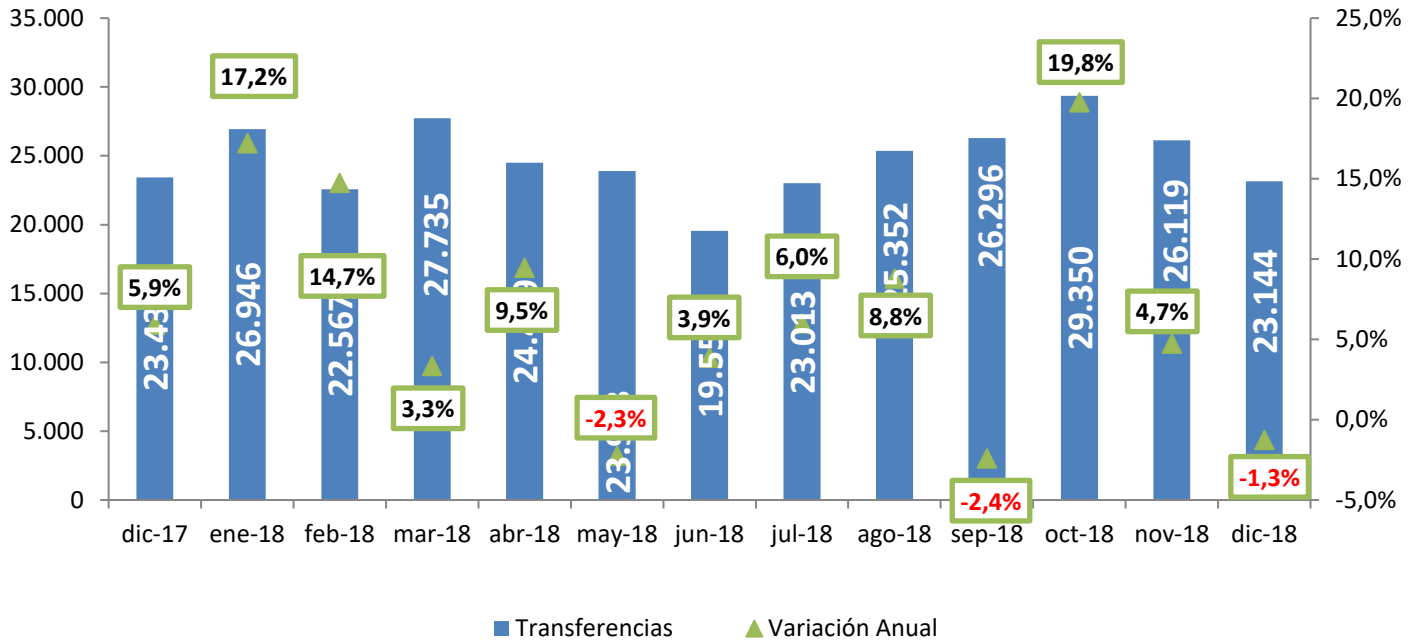


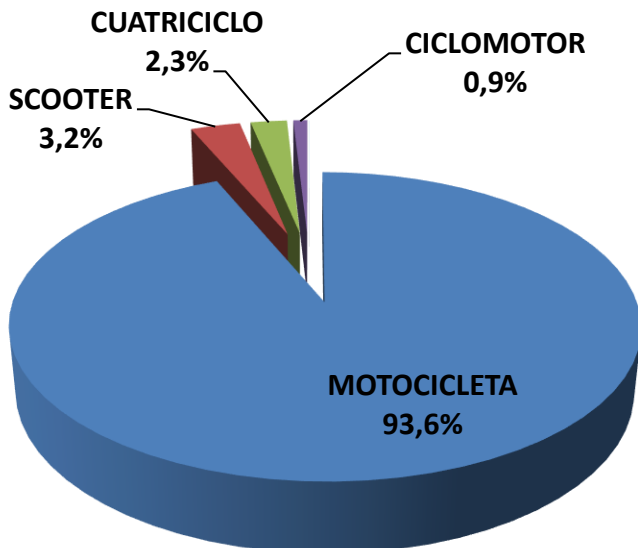


# Informe de Mercado de Usados Diciembre 2018 Motovehículos

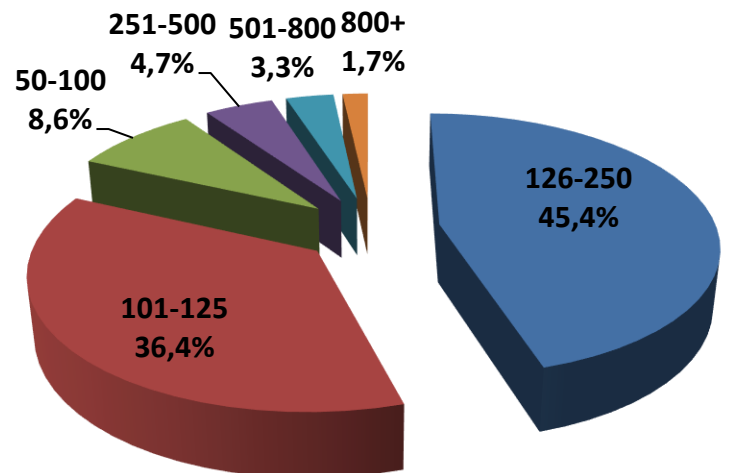


## Evolución Mensual de Transferencias de motovehículos

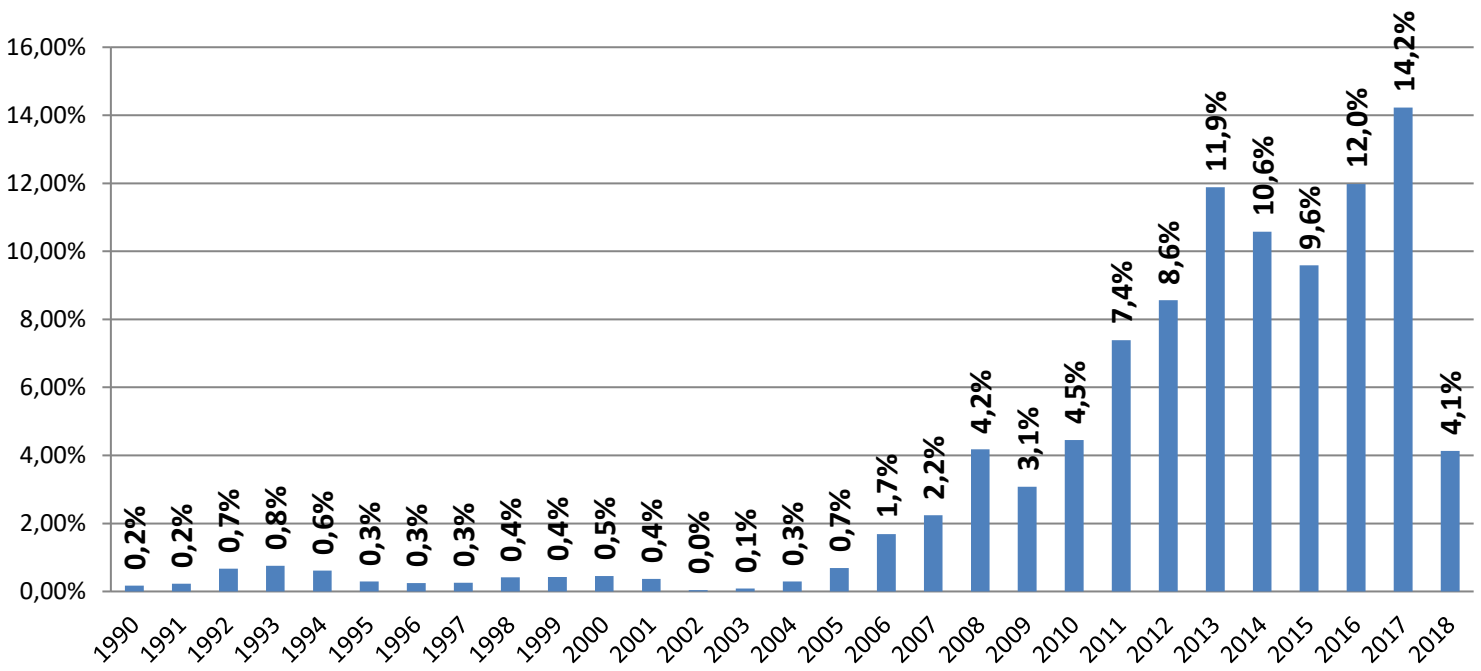
Transferencias por tipo 12M 2018



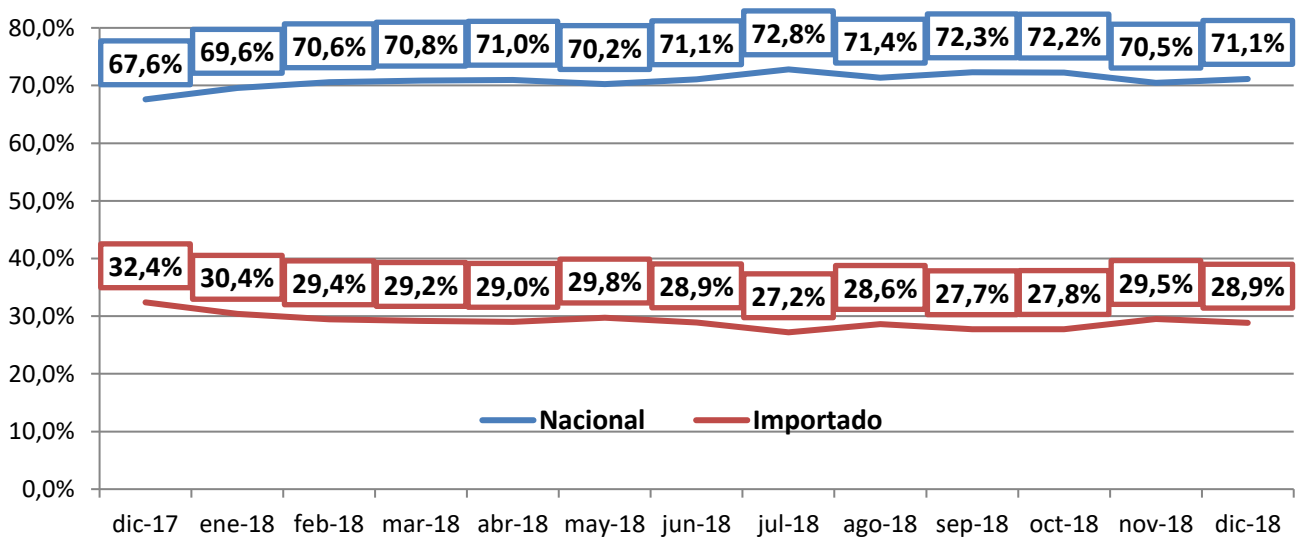
Transferencias por cilindrada 12M 2018



### Evolución de transferencias por año modelo 12M 2018



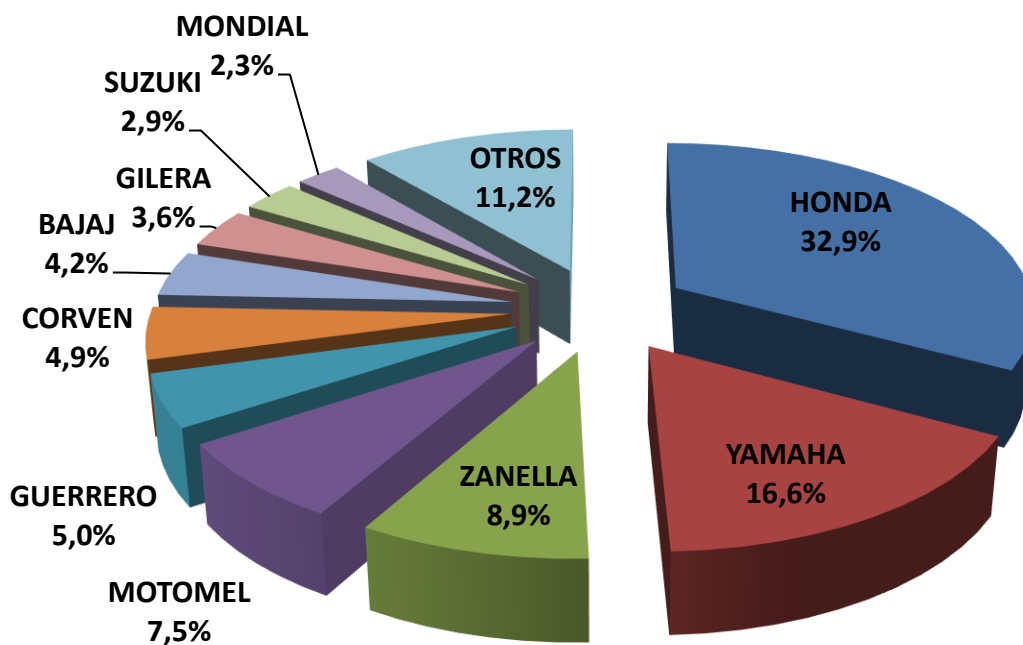
### Evolución de transferencias por origen



## Transferencias por Marca

Marca	2018	Part %	2017	Var. 18/17
HONDA	98.143	32,88%	88.984	10,29%
YAMAHA	49.452	16,57%	46.122	7,22%
ZANELLA	26.522	8,89%	23.614	12,31%
MOTOMEL	22.389	7,50%	22.431	-0,19%
GUERRERO	14.806	4,96%	15.427	-4,03%
CORVEN	14.588	4,89%	12.358	18,04%
BAJAJ	12.639	4,23%	9.419	34,19%
GILERA	10.894	3,65%	10.900	-0,06%
SUZUKI	8.690	2,91%	8.306	4,62%
MONDIAL	6.965	2,33%	7.156	-2,67%
KAWASAKI	4.269	1,43%	4.873	-12,39%
BRAVA	4.164	1,39%	4.402	-5,41%
APPIA	2.532	0,85%	3.085	-17,93%
KELLER	2.294	0,77%	1.728	32,75%
BMW	2.279	0,76%	2.945	-22,61%
KTM	2.180	0,73%	1838	18,61%
BETA	2.180	0,73%	2.501	-12,83%
KYMCO	1.467	0,49%	1.441	1,80%
BENELLI	1.329	0,45%	295	350,51%
CERRO	1220	0,41%	1340	-8,96%
<b>TOTAL</b>	<b>298.500</b>		<b>278.458</b>	<b>7,20%</b>

## Acumulado 2018



### Transferencias por Provincia

PROVINCIA	2018	Part %	2017	Var. 18/17
BUENOS AIRES	113.297	37,96%	104.155	8,78%
CORDOBA	43.437	14,55%	40.940	6,10%
SANTA FE	39.335	13,18%	37.872	3,86%
CAPITAL FEDERAL	16.201	5,43%	15.351	5,54%
ENTRE RIOS	15.590	5,22%	14.730	5,84%
MENDOZA	12.299	4,12%	11.359	8,28%
CHACO	6.545	2,19%	6.271	4,37%
MISIONES	6.242	2,09%	6.878	-9,25%
CORRIENTES	5.999	2,01%	5.696	5,32%
TUCUMAN	5.936	1,99%	5.566	6,65%
LA PAMPA	4.469	1,50%	4.155	7,56%
SAN LUIS	4.233	1,42%	3.619	16,97%
RIO NEGRO	3.671	1,23%	2.992	22,69%
NEUQUEN	3.616	1,21%	3.159	14,47%
SANTIAGO DEL ESTERO	3.434	1,15%	3.111	10,38%
SAN JUAN	3.168	1,06%	2759	14,82%
SALTA	2.569	0,86%	2.422	6,07%
LA RIOJA	1.760	0,59%	1.572	11,96%
CHUBUT	1.610	0,54%	1.342	19,97%
FORMOSA	1.399	0,47%	1.330	5,19%
JUJUY	1.390	0,47%	1.097	26,71%
CATAMARCA	1.222	0,41%	1135	7,67%
TIERRA DEL FUEGO	540	0,18%	459	17,65%
SANTA CRUZ	538	0,18%	488	10,25%
<b>TOTAL</b>	<b>298.500</b>		<b>278.458</b>	<b>7,20%</b>

## Transferencias por Modelo

Modelo	2018	Part %	2017	Var. 18/17
HONDA XR 250	10.719	3,59%	11.049	-2,99%
HONDA CG 150 TITAN	7.974	2,67%	7.972	0,03%
YAMAHA FZ 16	7.962	2,67%	8.557	-6,95%
BAJAJ ROUSER 200	6.899	2,31%	4.932	39,88%
GUERRERO G110 TRIP	6.523	2,19%	6.587	-0,97%
HONDA CG 150 ESD TITAN	6.102	2,04%	7.214	-15,41%
YAMAHA YBR 125	5.972	2,00%	7.401	-19,31%
HONDA NF 100 WAVE	5.728	1,92%	7.087	-19,18%
HONDA XR 150 L	4.918	1,65%	2.959	66,20%
MOTOMEL B110	4.872	1,63%	4.556	6,94%
HONDA XR 125 L	4.612	1,55%	5.715	-19,30%
GILERA SMASH	4.024	1,35%	2.822	42,59%
HONDA CBX250	3.818	1,28%		
YAMAHA YBR 125 ED	3.536	1,18%	5.957	-40,64%
CORVEN ENERGY 110	3.422	1,15%	3.983	-14,08%
ZANELLA RX 150	3.283	1,10%	3124	5,09%
ZANELLA ZB 110	2.746	0,92%	3.037	-9,58%
HONDA NX4 FALCON	2.411	0,81%	2.396	0,63%
YAMAHA FZ FI	2.380	0,80%	1.298	83,36%
HONDA CB 190 R	2.375	0,80%	1.036	129,25%